



ETA-Danmark A/S
Göteborg Plads 1
DK-2150 Nordhavn
Tel. +45 72 24 59 00
Internet www.etadanmark.dk

Authorised and notified
according to Article 29 of the
Regulation (EU)
No 305/2011 of the European
Parliament and of the Council
of 9 March 2011



European Technical Assessment ETA-21/0026 of 2021/01/03

I General Part

Technical Assessment Body issuing the ETA and designated according to Article 29 of the Regulation (EU) No 305/2011: ETA-Danmark A/S

Trade name of the construction product:

Astro PFP FR Putty Seal

Product family to which the above construction product belongs:

Fire Stopping and Sealing Product:
• Penetration Seals

Manufacturer:

Astroflame Fireseals Ltd
Intumescent House,
Unit 8 The IO Centre,
Stephenson Road,
Segensworth,
Fareham,
Hampshire
PO15 5RU

Manufacturing plant:

A/003

This European Technical Assessment contains:

28 pages including 1 annex which form an integral part of the document

This European Technical Assessment is issued in accordance with Regulation (EU) No 305/2011, on the basis of:

EAD 350454-00-1104, September 2017

This version replaces:

-

Translations of this European Technical Assessment in other languages shall fully correspond to the original issued document and should be identified as such.

Communication of this European Technical Assessment, including transmission by electronic means, shall be in full. However, partial reproduction may be made, with the written consent of the issuing Technical Assessment Body. Any partial reproduction has to be identified as such.

Table of Contents

I.	SPECIFIC PARTS OF THE EUROPEAN TECHNICAL ASSESSMENT	4
1	Technical description of the product	4
2	Specification of the intended uses of the product in accordance with the applicable European Assessment Document (Hereinafter EAD): EAD 350454-00-1104.....	5
3	Performance of the product and references to the methods used for its assessment	6
4	Technical details necessary for the implementation of the AVCP system, as provided for in the applicable EAD	7
ANNEX A – Resistance to Fire Classification – Astro PFP FR Putty Seal		8
A.1	Flexible wall constructions with wall thickness of minimum 100 mm	8
A.1.1	Pipe and cable penetration seals with 4 mm thick Astro PFP FR Putty Seal in socket box	8
A.1.2	Cable penetration seals with 4 mm thick Astro PFP FR Putty Seal in socket box	9
A.1.2.1	Single side penetration seal with cables in socket boxes	9
A.1.3	Double sided penetration seal with cables	10
A.1.4	Double sided penetration seal with metallic pipes	11
A.1.5	Double sided penetration seal with insulated metallic pipes, Local Interrupted (LI)	14
A.1.6	Double sided penetration seal with insulated metallic pipes, Continuous Sustained (CS)	16
A.2	Flexible wall constructions with wall thickness of minimum 120 mm	18
A.2.1	Cable penetration seals with 4 mm thick Astro PFP FR Putty Seal in socket box	18
A.3	Rigid floor constructions with floor thickness of minimum 150 mm	19
A.3.1	Single sided penetration seal with cables	19
A.3.2	Single sided penetration seal with cables	20
A.3.3	Single sided penetration seal with metallic pipes	21
A.3.4	Single sided penetration seal with metallic pipes	23
A.3.5	Single sided penetration seal with insulated metallic pipes, Local Interrupted (LI)	25
A.3.6	Single sided penetration seal with insulated metallic pipes, Continuous Sustained (CS)	27

I. SPECIFIC PARTS OF THE EUROPEAN TECHNICAL ASSESSMENT

1 Technical description of the product

- 1) Astro PFP FR Putty Seal is a flexible pad or cord used to reinstate the fire resistance performance of wall and floor constructions where they have been provided with apertures for the penetration of insulated or uninsulated metallic pipes, cables, and pipes or cables into socket boxes, on both sides of the wall.
- 2) The Astro PFP FR Putty Seal is supplied precut to size with a peel off strip to both faces to prevent it from bonding materials other than for the desired application. The Astro PFP FR Putty Seal is installed by removing the peelable strips and wrapping the pad around the socket box where it penetrates the face of the wall and covering the back face of the box (at the end of the pipe). When installing around service penetrations, the Astro PFP FR Putty Seal is installed by removing the peelable strips and wrapping the pad around the service where it penetrates the face of the wall or floor.
- 3) The applicant has submitted a written declaration that Astro PFP FR Putty Seal does not contain substances which have to be classified as dangerous according to Directive 67/548/EEC and Regulation (EC) No 1272/2008 and listed in the "Indicative list on dangerous substances" of the EGDS - taking into account the installation conditions of the construction product and the release scenarios resulting from there.

In addition to the specific clauses relating to dangerous substances contained in this European technical Assessment, there may be other requirements applicable to the products falling within its scope (e.g. transposed European legislation and national laws, regulations and administrative provisions). In order to meet the provisions of the Construction Products Regulation, these requirements need also to be complied with, when and where they apply.

2 Specification of the intended uses of the product in accordance with the applicable European Assessment Document (Hereinafter EAD): EAD 350454-00-1104

Detailed information and data is given in Annex A.

- 1) The intended use of Astro PFP FR Putty Seal is to reinstate the fire resistance performance of flexible, masonry or concrete walls and rigid floor constructions where they are penetrated by insulated or uninsulated metallic pipes, cables and the pipe or cable protrusion of socket boxes.
- 2) The specific elements of construction that the system Astro PFP FR Putty Seal may be used to provide a penetration seal in, are as follows:
 - a. Flexible walls: The wall must have a minimum thickness of 100 mm and comprise steel studs lined on both faces with minimum 2 layers of 12.5 mm thick boards.
 - b. Rigid walls: The wall must have a minimum thickness of 100 mm and comprise concrete, aerated concrete or masonry with a minimum density of 650 kg/m³.
 - c. Rigid floors: The floor must have a minimum thickness of 150 mm and comprise aerated concrete or concrete with a minimum density of 650 kg/m³.

The supporting construction must be classified in accordance with EN 13501-2 for the required fire resistance period.

- 3) The System Astro PFP FR Putty Seal may be used to provide a penetration seal for insulated or uninsulated metallic pipes, cables and the pipe or cable protrusion of socket boxes (for details see Annex A).
- 4) The system Astro PFP FR Putty Seal may be used to seal gaps between 0 mm and 10 mm surrounding cables, cable bundles, non-insulated and insulated pipes, and 137 mm wide by 77 mm high (aperture containing socket box) and be installed in accordance with the manufacturers instructions. When used with socket boxes, the aperture in the wall shall be as tight as possible to the penetration pipe or cable and any gaps filled with plaster filler.
- 5) The provisions made in this European Technical Assessment are based on an assumed working life of the Astro PFP FR Putty Seal of 50 years, provided that the conditions laid down in the product datasheet for the packaging/transport/ storage/installation/use/repair are met. The indications given on the working life cannot be interpreted as a guarantee given by the producer or the Technical Assessment Body but are to be regarded only as a means for choosing the right products in relation to the expected economically reasonable working life of the works.
- 6) Type Z₂: Intended for uses in internal conditions with humidity lower than 85 % RH excluding temperatures below 0°C, without exposure to rain or UV.

3 Performance of the product and references to the methods used for its assessment

Product-type: Intumescent sheet		Intended use: Penetration Seal
	Essential characteristic	Product performance
BWR 2 Safety in case of fire		
	Reaction to fire	No performance assessed
	Resistance to fire	Annex A
BWR 3 Hygiene, health and environment		
	Air permeability	No performance assessed
	Water permeability	No performance assessed
	Content, emission and/or release of dangerous substances	Declaration of manufacturer
BWR 4 Safety in use		
	Mechanical resistance and stability	No performance assessed
	Resistance to impact/movement	No performance assessed
	Adhesion	No performance assessed
	Durability	Z ₂
BWR 5 Protection against noise		
	Airborne sound insulation	No performance assessed
BWR 6 Energy economy and heat retention		
	Thermal properties	No performance assessed
	Water vapour permeability	No performance assessed

4 ASSESSMENT AND VERIFICATION OF CONSTANCY OF PERFORMANCE (HEREINAFTER AVCP) SYSTEM APPLIED, WITH REFERENCE TO ITS LEGAL BASE

According to the decision 1999/454/EC – Commission Decision of date 22nd June 1999 on the procedure for attesting the conformity of construction products pursuant to Article 20(2) of Council Directive 89/106/EEC as regards fire stopping, fire sealing and fire protective products, published in the Official Journal of the European Union (OJEU) L178/52 of 14/07/1999, see <http://eur-lex.europa.eu/JOIndex.do>) of the European Commission¹, as amended, the system(s) of assessment and verification of constancy of performance (see Annex V to Regulation (EU) No 305/2011) given in the following table(s) applies (apply).

Product(s)	Intended use(s)	Level(s) or class(es)	System(s)
Fire stopping and Fire Sealing Products	For fire compartmentation and/or fire protection or fire performance	Any	1

5 Technical details necessary for the implementation of the AVCP system, as provided for in the applicable EAD

Technical details necessary for the implementation of the AVCP system are laid down in the control plan deposited at ETA-Danmark A/S prior to CE marking

Issued in Copenhagen on 2021-01-03 by



Thomas Bruun

Managing Director, ETA-Danmark

¹ Official Journal of the European Communities L178/52 of 14/7/1999

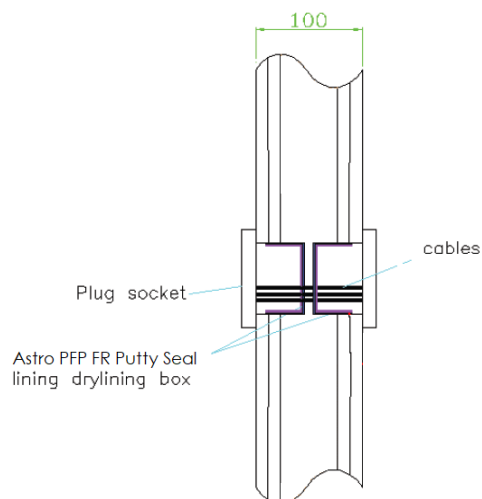
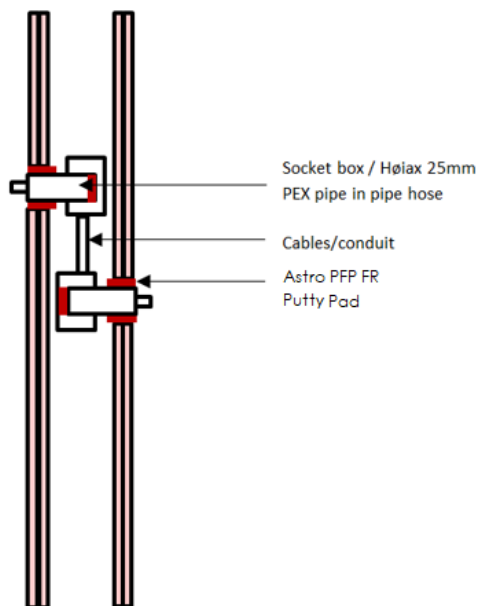
ANNEX A – Resistance to Fire Classification – Astro PFP FR Putty Seal

A.1 Flexible wall constructions with wall thickness of minimum 100 mm

A.1.1 Pipe and cable penetration seals with 4 mm thick Astro PFP FR Putty Seal in socket box

Penetration Seal: Socket boxes with 15 mm long Astro PFP FR Putty Seal wrapped around the pipe protrusion from the socket box. Min. 30 mm between cable penetrations.

Construction details:

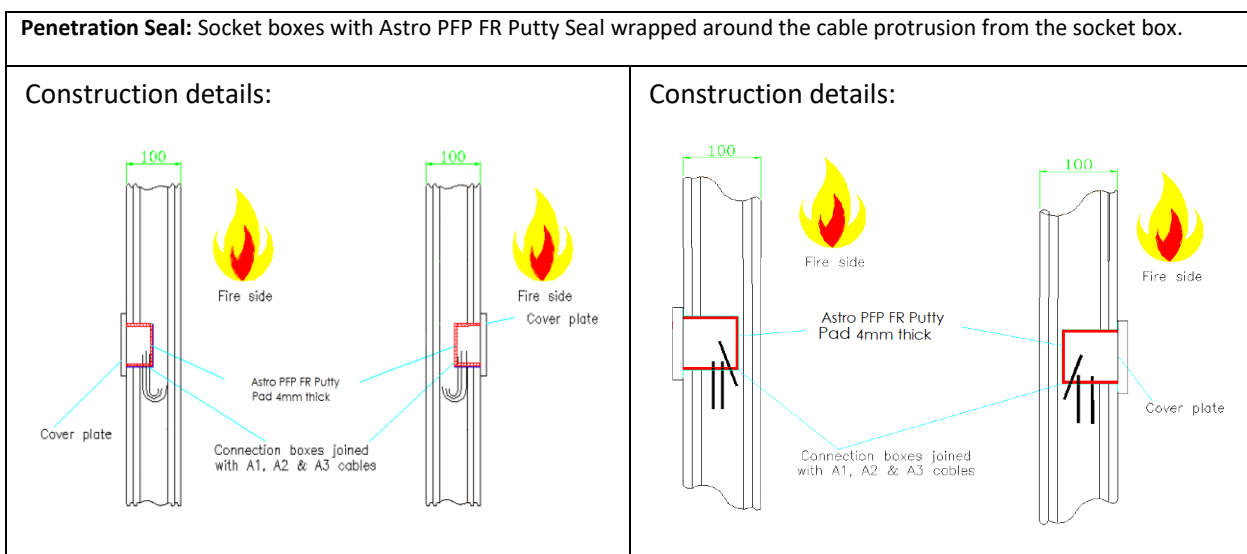


A.1.1.1 Double side penetration seal with pipes in socket boxes

Services	Socket box	Astro PFP FR Putty Seal - mm	Aperture mm	Classification
Høiax 25mm PEX pipe in pipe hose	Single or double Høiax Push Wallbox 15mm*	174 x 64 x 4 mm pad around pipe / 50 Ø x 25 mm at back of the box	63 Ø	EI 90
Cables up to 14 mm diameter	UK standard double socket box, 130mm wide x 70mm high x 47mm deep, each with up to 22mm hole cut to accept the cables	Interior of box fully lined with pad	135 wide x 75 high	EI 60

*Fixed directly to studs or with steel plate between studs.

A.1.2 Cable penetration seals with 4 mm thick Astro PFP FR Putty Seal in socket box



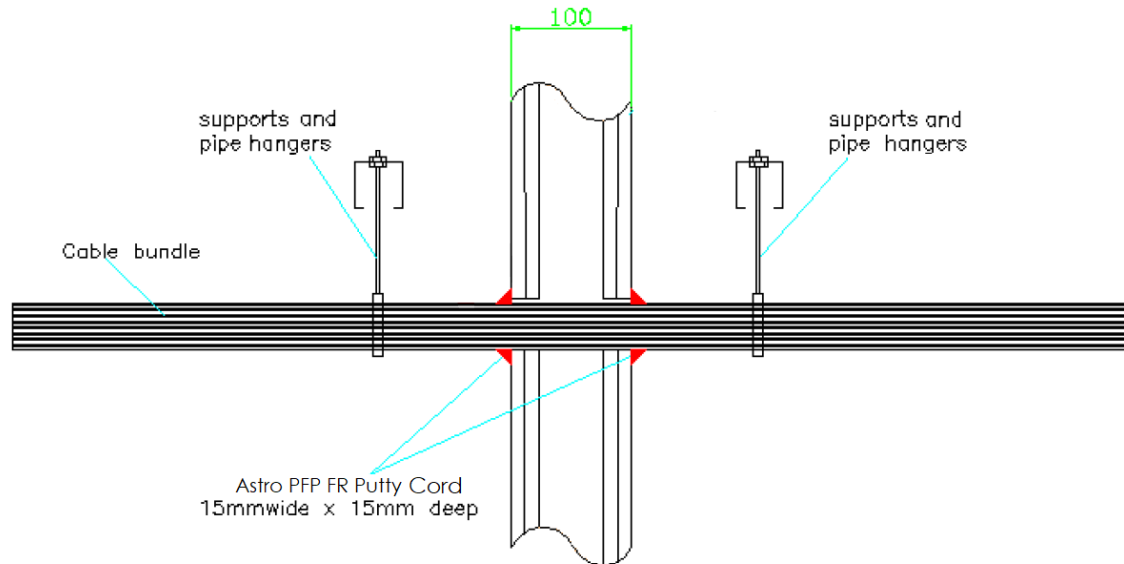
A.1.2.1 Single side penetration seal with cables in socket boxes

Services	Socket box	Astro PFP FR Putty Seal	Position	Aperture mm	Classification
Cables up to 14 mm diameter	Schneider Electric Ref. IMT 36026 connection box, 72mm wide x 90mm high x 50mm deep	Fitted lining the back of the back box	Side by side – 1 fitted to each face	73 wide x 91 High x 51 deep	E 60, EI 45
Cables up to 14 mm diameter	Elko 4189 1223720 connection box, 72mm wide x 90mm high x 58mm deep	Interior of box fully lined with pad	Adjacent – 1 fitted to each face	92 wide x 112 High	EI 90
Cables up to 14 mm diameter	ELKO 5421 123740 connection box, 73mm wide x 73mm high x 55mm deep	Interior of box fully lined with pad	Side by side – 1 fitted to each face	74 wide x 74 High	EI 90

A.1.3 Double sided penetration seal with cables

Penetration Seal: Cables (single or bundled up to 50 mm \varnothing) penetrating through a flexible or rigid wall construction and fitted at any position within the aperture, sealed with a 15mm diameter cord of Astro PFP FR Putty Seal on both sides of the wall. Maximum annular space 10 mm (A1) and minimum separation between penetration seals 30 mm (A2).

Construction details:



A.1.3.1

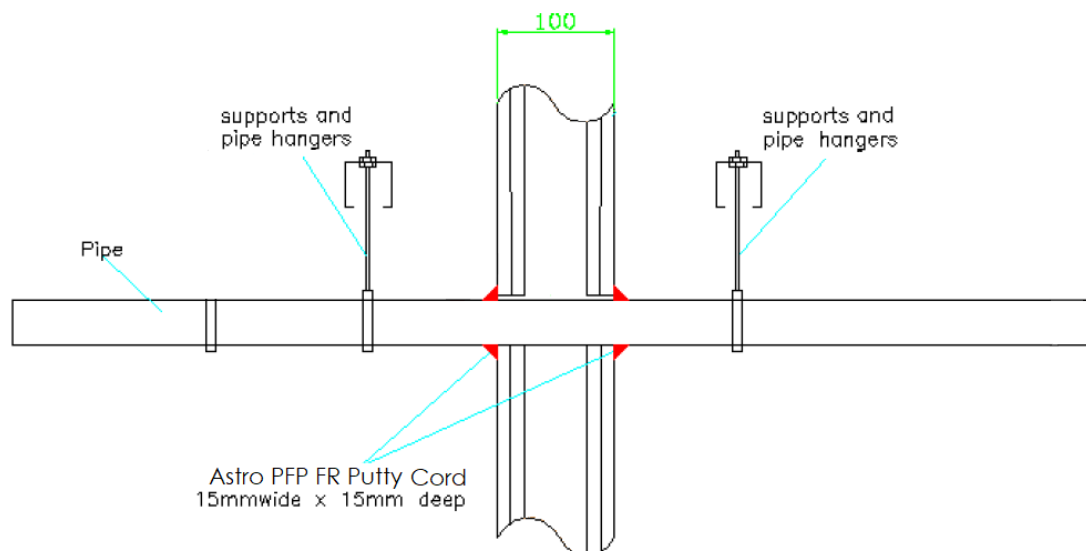
Services	Classification
Blank seal with a 15 mm deep cord of Astro PFP FR Putty Seal on both sides of the wall	EI 120
Cables up to 21 mm diameter, single or in a bundle up to 50 mm diameter*	EI 120
Cables up to 80 mm diameter, single or in a bundle up to 50 mm diameter*	EI 60

* Cable specification from EN 1366-3 standard cable configuration

A.1.4 Double sided penetration seal with metallic pipes

Penetration Seal: Metallic pipes penetrating through a flexible or rigid wall construction and fitted at any position within the aperture, sealed with a 15mm diameter cord of Astro PFP FR Putty Seal on both sides of the wall. Maximum annular space 10 mm (A1) and minimum separation between penetration seals 30 mm (A2).

Construction details:

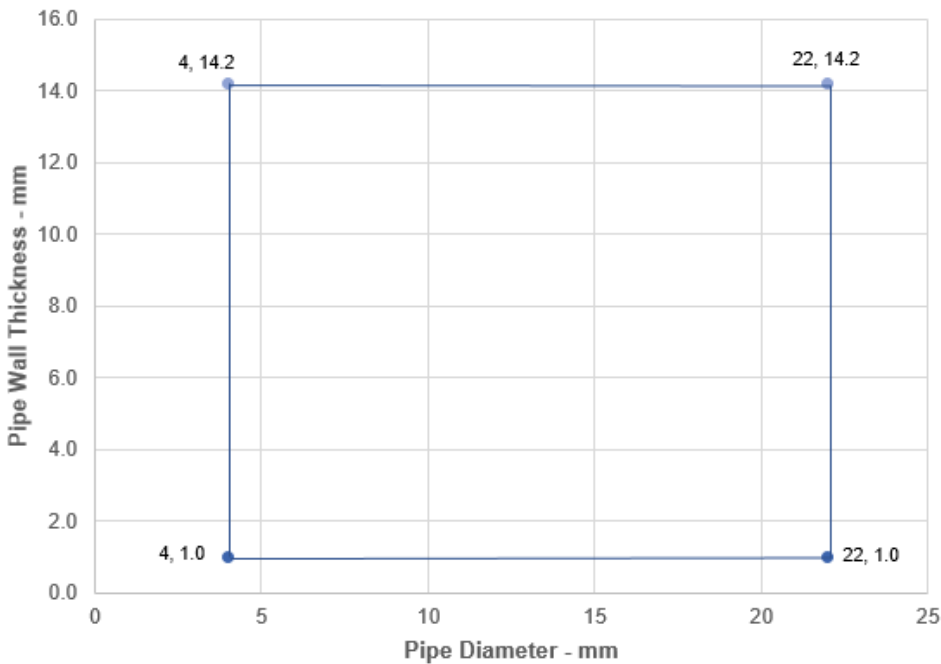


A.1.4.1

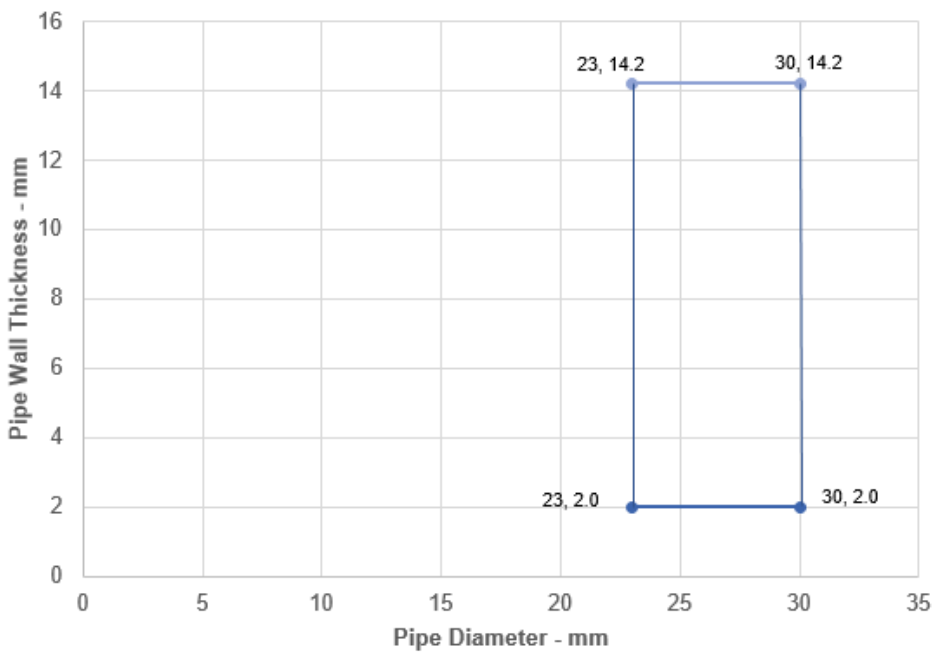
Services	Insulation	Classification
Mild or stainless steel pipe		
4-22 mm diameter*	None needed	E 120, EI 60 C/U
23-30 mm diameter*	None needed	E 120, EI 45 C/U
ALUPEX pipe		
16 mm diameter*	None needed	EI 120 C/C
17-20 mm diameter*	None needed	E 120, EI 90 C/C
Copper or steel pipe		
6 mm diameter*	None needed	EI 120 C/C
7-12 mm diameter*	None needed	E 120, EI 60 C/C

*See below graphs for interpolation pipe sizes

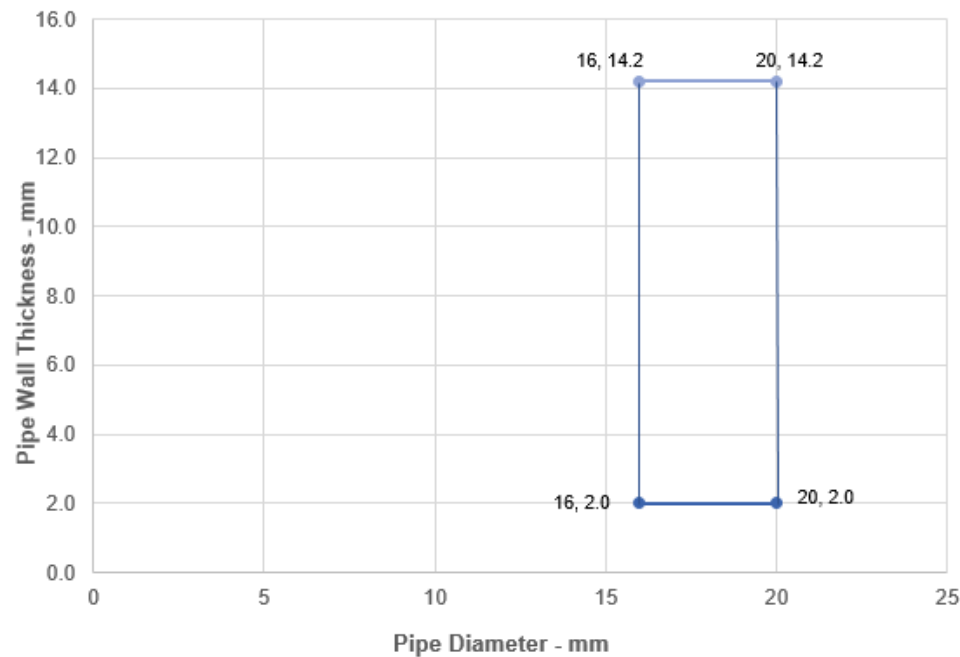
Steel Pipes - E 120, EI 60 C/U



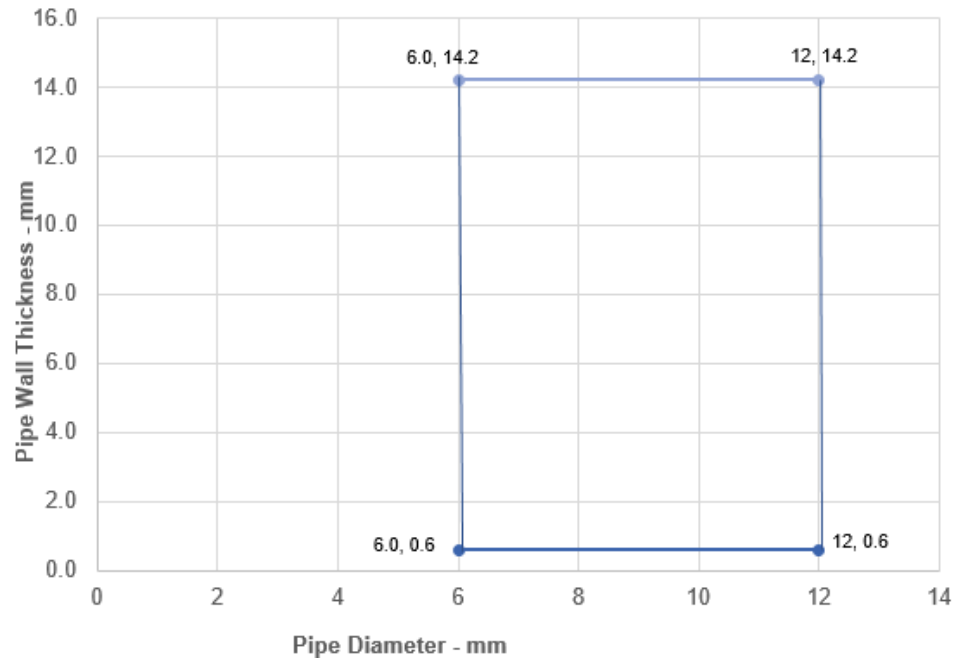
Steel Pipes - E 120, EI 45 C/U



ALUPEX Pipes - E 120, EI 90 C/C



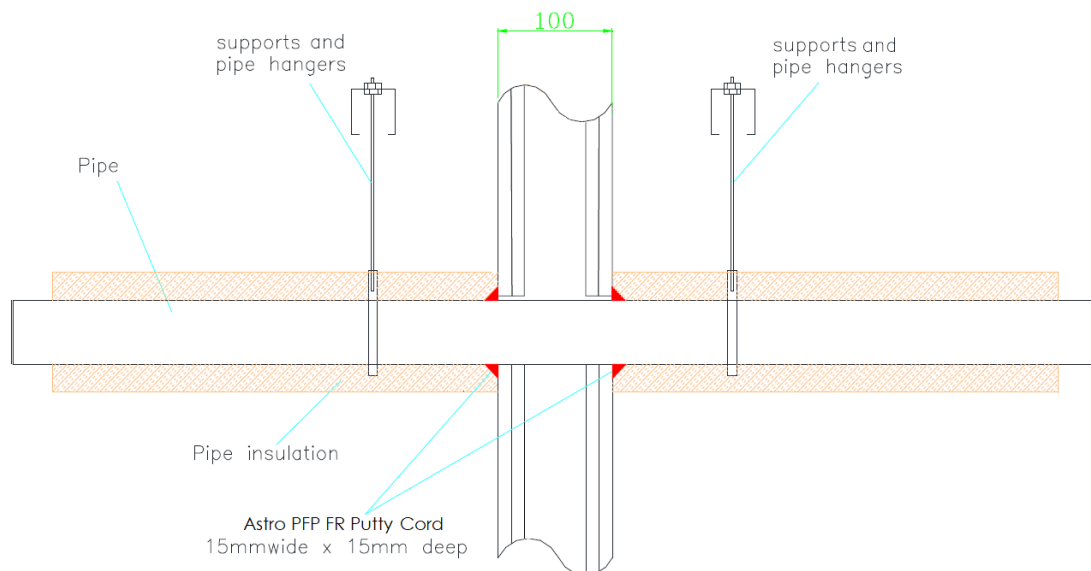
Copper Pipes- E120, EI 60 C/C



A.1.5 Double sided penetration seal with insulated metallic pipes, Local Interrupted (LI)

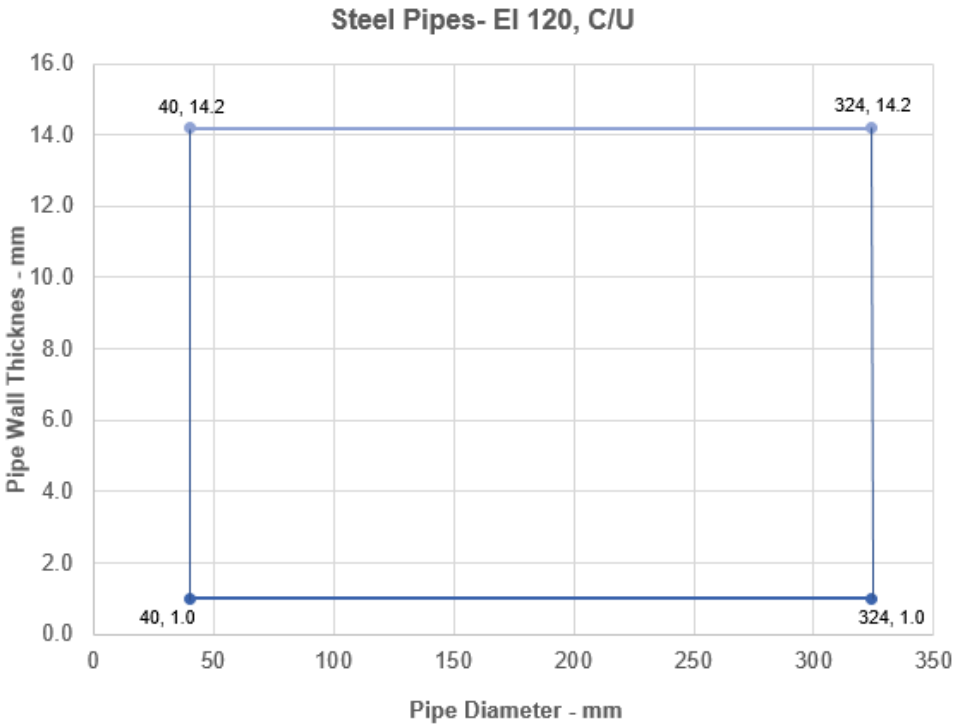
Penetration Seal: Metallic pipes insulated with minimum 80 kg/m³ density mineral wool insulation, Local Interrupted (LI), penetrating through a flexible or rigid wall construction, fitted at any position within the aperture, sealed with a 15mm diameter cord of Astro PFP FR Putty Seal on both sides of the wall. Maximum annular space 10 mm (A1) and minimum separation between penetration seals 30 mm (A2).

Construction details:

**A.1.5.1**

Services	Insulation	Classification
Mild or stainless steel pipe, with minimum 80 kg/m ³ density mineral wool insulation		
Maximum 40 mm diameter*	Minimum 20 mm thick insulation, 500 mm long butted up to the wall on both faces	EI 120 C/U
40-324 mm diameter*	Minimum 30 mm thick insulation, 500 mm long butted up to the wall on both faces	EI 120 C/U
Copper or steel pipe with minimum 80 kg/m ³ density mineral wool insulation		
Maximum 54 mm diameter/1.2-14.2 mm wall	Minimum 20 mm thick insulation, 500 mm long butted up to the wall on both faces	E 90, EI 60 C/C

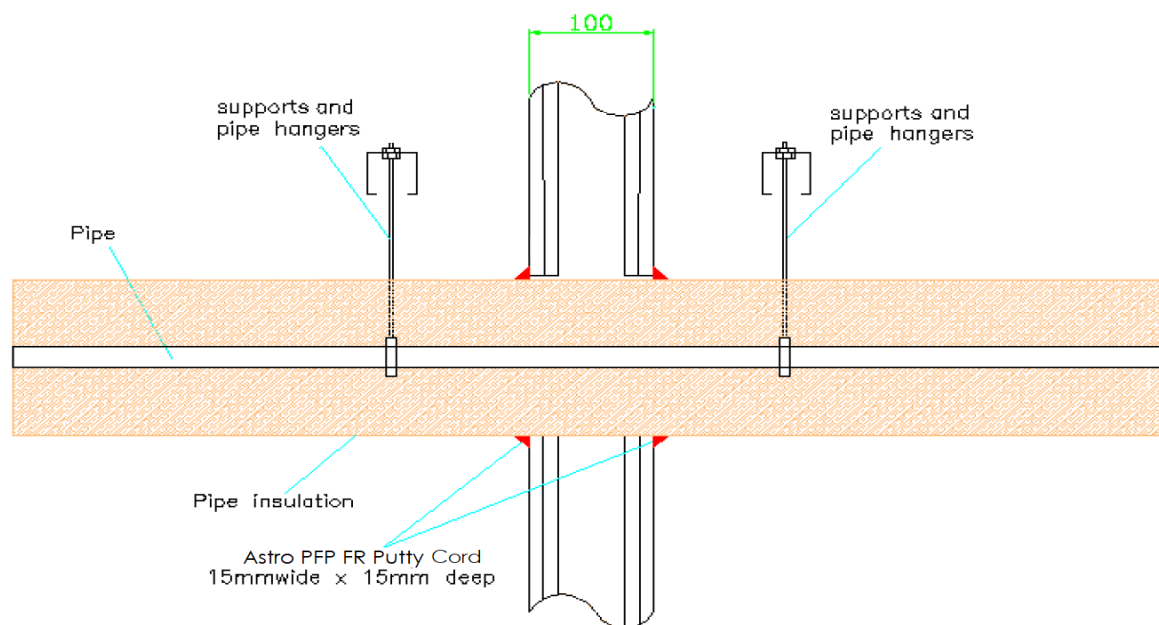
*See below graphs for interpolation pipe sizes



A.1.6 Double sided penetration seal with insulated metallic pipes, Continuous Sustained (CS)

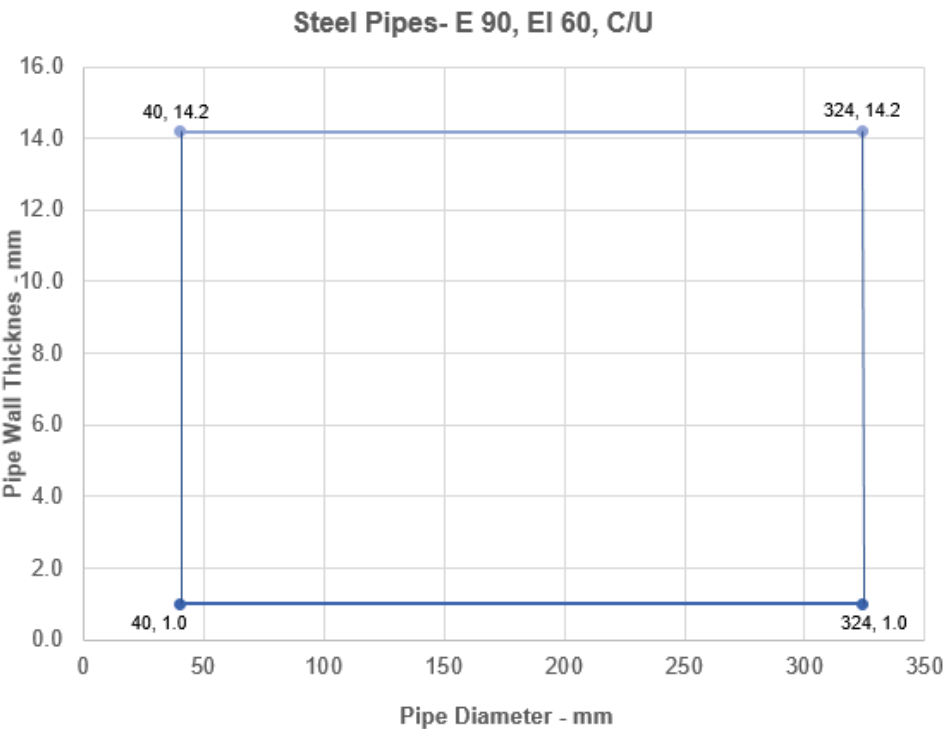
Penetration Seal: Metallic pipes insulated with minimum 80 kg/m³ density mineral wool insulation, Continuous Sustained (CS), penetrating through a flexible or rigid wall construction, fitted at any position within the aperture, sealed with a 15mm diameter cord of Astro PFP FR Putty Seal on both sides of the wall. Maximum annular space 10 mm (A1) and minimum separation between penetration seals 30 mm (A2).

Construction details:

**A.1.6.1**

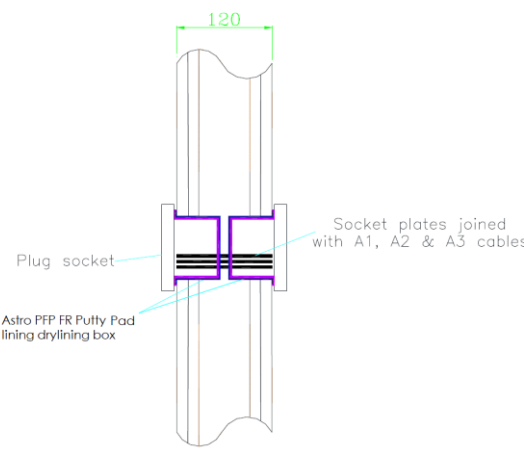
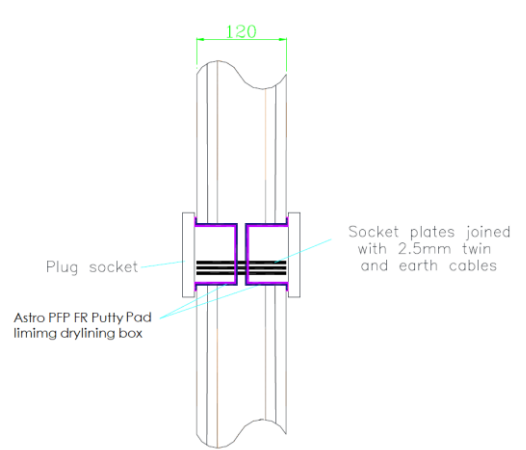
Services	Insulation	Classification
Mild or stainless steel pipe, with minimum 80 kg/m ³ density mineral wool insulation		
Maximum 40 mm diameter*	20 mm thick	EI 120 C/U
40-324 mm diameter*	30-80mm thick	E 90, EI 60 C/U
Copper or steel pipe with minimum 80 kg/m ³ density mineral wool insulation		
Maximum 12 mm diameter/0.7-6.0 mm wall*	20mm thick	E90, EI 60 C/C
Maximum 54 mm diameter/1.2-14.2 mm wall,	30-80mm thick	E 90, EI 60 C/C

*See below graphs for interpolation pipe sizes



A.2 Flexible wall constructions with wall thickness of minimum 120 mm

A.2.1 Cable penetration seals with 4 mm thick Astro PFP FR Putty Seal in socket box

Penetration Seal: Socket boxes with Astro PFP FR Putty Seal wrapped around the cable protrusion from the socket box.	
<p>Construction details:</p>  <p>120</p> <p>Plug socket</p> <p>Astro PFP FR Putty Pad lining drylining box</p> <p>Socket plates joined with A1, A2 & A3 cables</p>	<p>Construction details:</p>  <p>120</p> <p>Plug socket</p> <p>Astro PFP FR Putty Pad lining drylining box</p> <p>Socket plates joined with 2.5mm twin and earth cables</p>

A.2.1.1 Double side penetration seal with cables in socket boxes

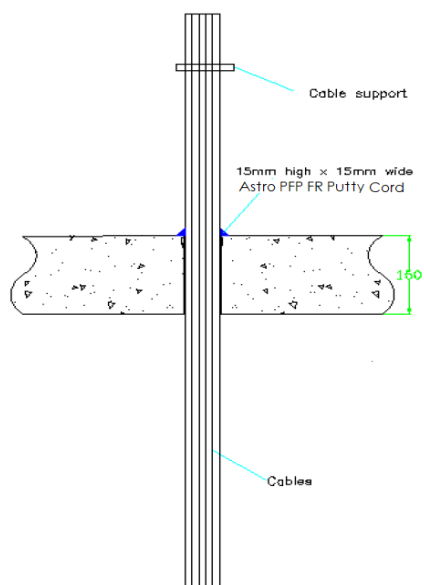
Services	Socket box	Astro PFP FR Putty Seal	Position	Aperture mm	Classification
Cables up to 14 mm diameter	UK standard double socket box, 135mm wide x 75mm high x 50mm deep, each with up to 22mm hole cut to accept the cables	Interior of box fully lined with pad	Back to back – 1 fitted to each face	137 wide x 77 High	EI 90
2.5 mm twin and earth cables		Interior of box fully lined with pad	Back to back – 1 fitted to each face	137 wide x 77 High	EI 90

A.3 Rigid floor constructions with floor thickness of minimum 150 mm

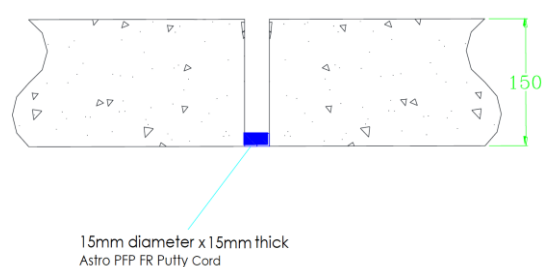
A.3.1 Single sided penetration seal with cables

Penetration Seal: Cables (single or bundled up to 50 mm Ø) penetrating through a rigid floor construction and fitted at any position within the aperture, sealed with a 15mm diameter cord of Astro PFP FR Putty Seal on the top face of the floor. Maximum annular space 10 mm (A1) and minimum separation between penetration seals 30 mm (A2). When incorporating blank penetration seals, the aperture is sealed with 15mm wide by 15mm thick cord of Astro PFP FR Putty Seal, applied flush with the bottom face of the floor.

Construction details:



Construction details:



A.3.1.1

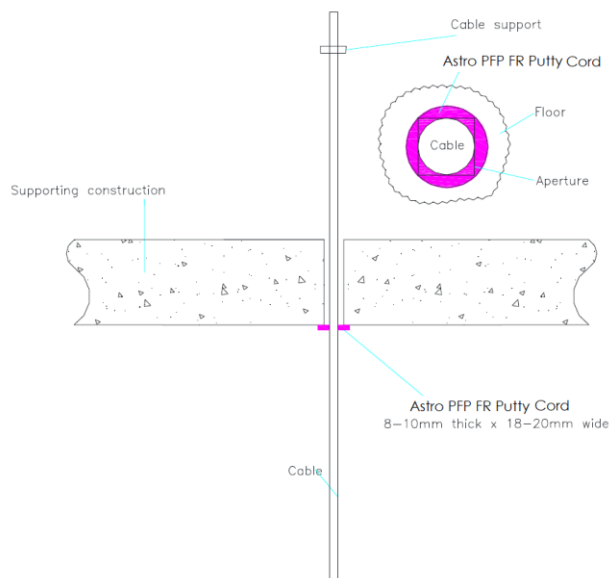
Services	Classification
None (blank)	E 120, EI 30
Cables up to 21 mm diameter in tied bundles up to 50 mm diameter*	E 120, EI 60
Cables up to 21 mm diameter*	EI 120
Cables 22-50 mm diameter*	E 120, EI 90
Cables 51-80 mm diameter*	E 120, EI 60
Single 'A1' type cable*	EI 240
Single 'C3' type cable*	EI 240
Single 'E' type cable*	EI 120
Single 'D1' type cable*	EI 120
Single 'D2' type cable*	EI 120
Single 'D3' type cable*	E 240, EI 60

* Cable specification from EN 1366-3 standard cable configuration

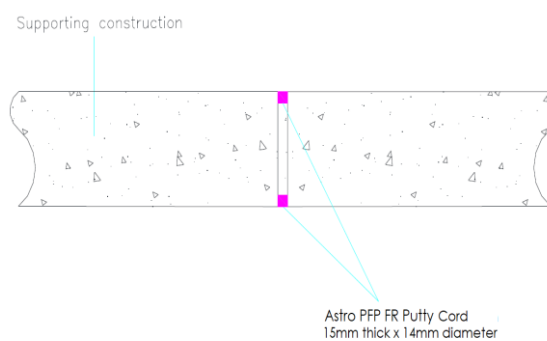
A.3.2 Single sided penetration seal with cables

Penetration Seal: Cables (single or bundled up to 75 mm Ø) penetrating through a rigid floor construction and fitted at any position within the aperture, sealed with a 15mm diameter cord of Astro PFP FR Putty Seal on the bottom face of the floor. Maximum annular space 10 mm (A1) and minimum separation between penetration seals 30 mm (A2). When incorporating blank penetration seals, the aperture is sealed with 15mm wide by 15mm thick cord of Astro PFP FR Putty Seal, applied flush with both faces of the floor.

Construction details:



Construction details:



A.3.2.1

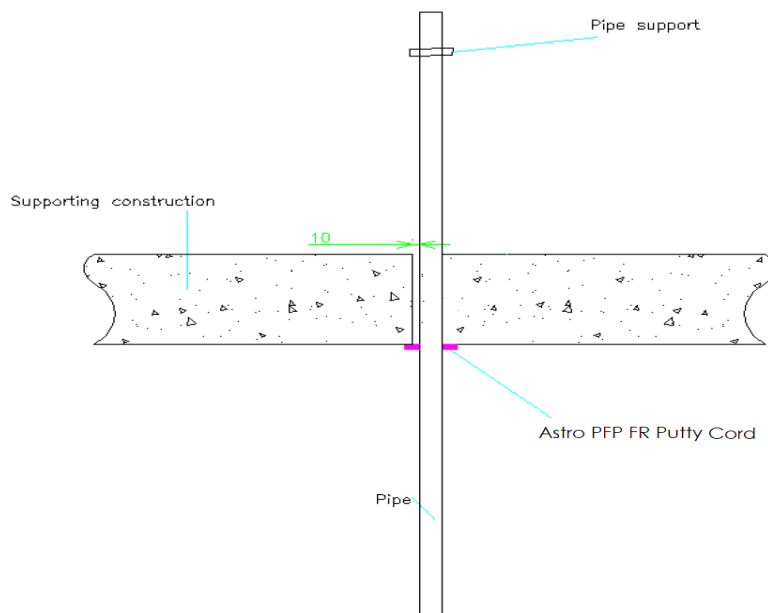
Services	Seal size	Classification
None (blank)	15mm deep	EI 120
Cables up to 21 mm diameter in tied bundles up to 75mm diameter*	15 mm diameter cord	E 60, EI 45
Cables up to 21 mm diameter*		E 120, EI 60
Cables 22-80 mm diameter*		E 90, EI 45

* Cable specification from EN 1366-3 standard cable configuration

A.3.3 Single sided penetration seal with metallic pipes

Penetration Seal: Metallic pipes penetrating through a rigid floor construction and fitted at any position within the aperture, sealed with a 15mm diameter cord of Astro PFP FR Putty Seal on the bottom face of the floor. Maximum annular space 10 mm (A1) and minimum separation between penetration seals 30 mm (A2).

Construction details:

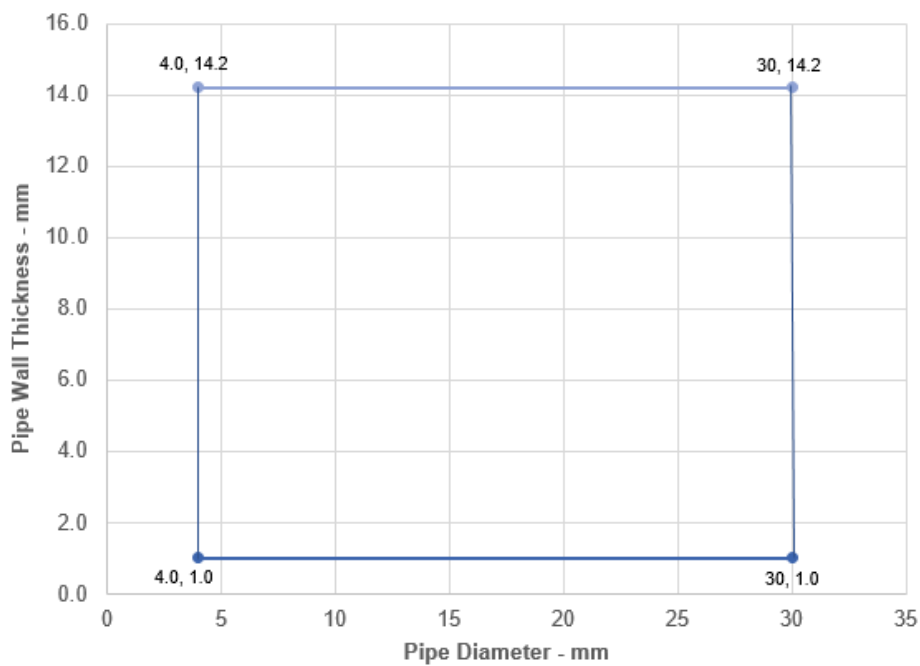


A.3.3.1

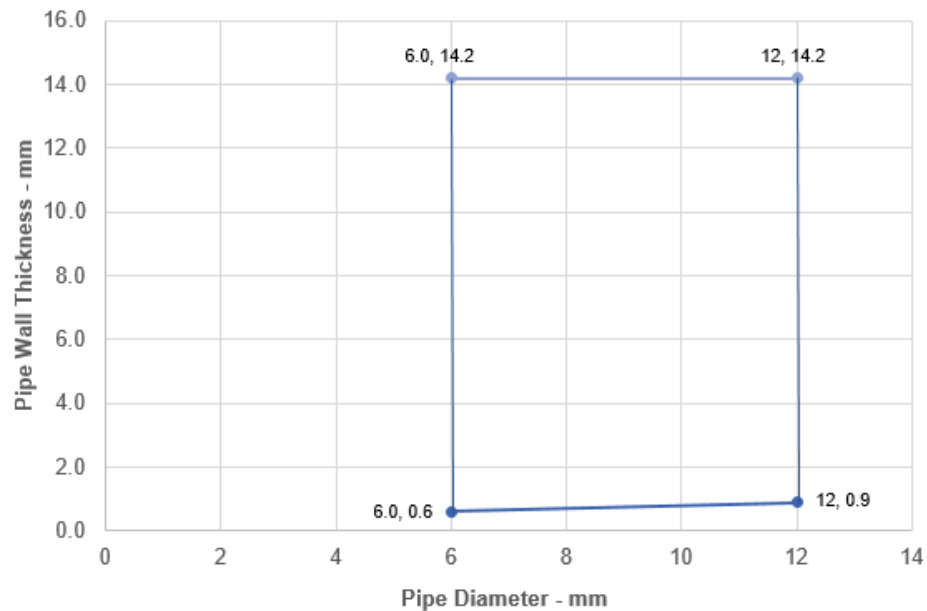
Services	Insulation	Classification
Mild or stainless steel pipe		
4 mm diameter*	None needed	EI 120 C/U
5-30 mm diameter*	None needed	E 120, EI 45 C/U
Copper or steel pipe		
6 mm diameter*	None needed	E 120, EI 90 C/C
7-12 mm diameter*	None needed	E 120, EI 30 C/C

*See below graphs for interpolation pipe sizes

Steel Pipes - E 120, EI 45 C/U



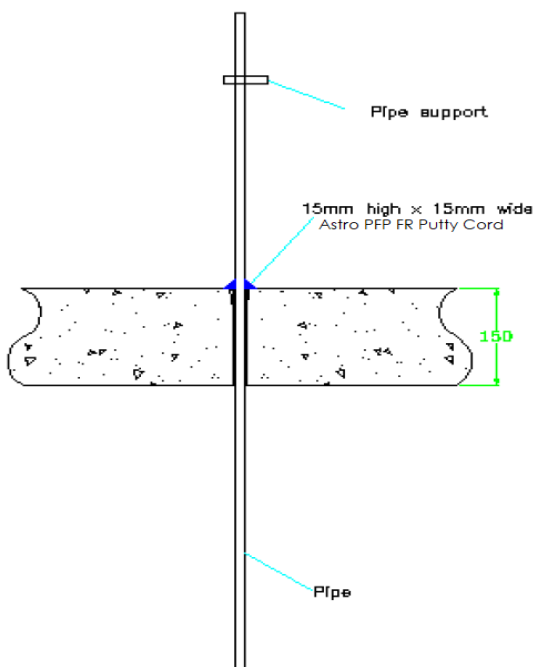
Copper Pipes - E 120, EI 30 C/C



A.3.4 Single sided penetration seal with metallic pipes

Penetration Seal: Metallic pipes penetrating through a rigid floor construction and fitted at any position within the aperture, sealed with a 15mm diameter cord of Astro PFP FR Putty Seal on the top face of the floor. Maximum annular space 10 mm (A1) and minimum separation between penetration seals 30 mm (A2).

Construction details:

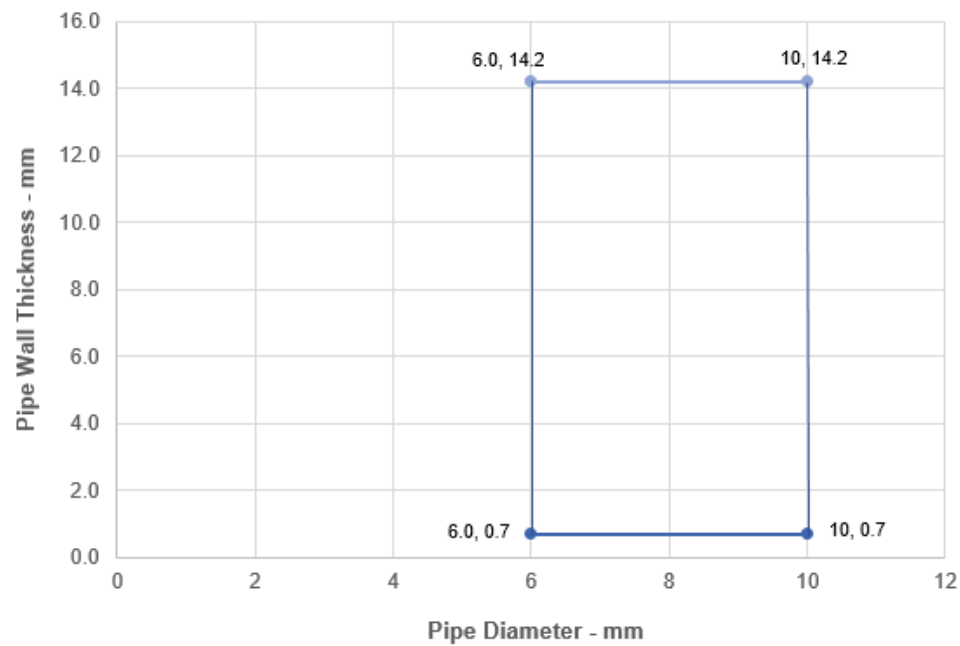


A.3.4.1

Services	Insulation	Classification
Mild or stainless steel pipe		
Maximum 22 mm diameter/1.2-11.0 mm wall	None needed	EI 120 C/U
Copper or steel pipe		
6 mm diameter*	None needed	EI 120 C/C
7-10 mm diameter*	None needed	E 120, EI 90 C/C

*See below graphs for interpolation pipe sizes

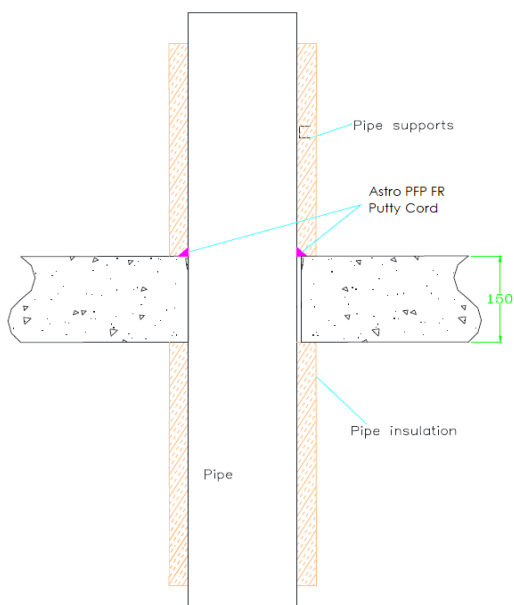
Copper Pipes- E 120, EI 90 C/C



A.3.5 Single sided penetration seal with insulated metallic pipes, Local Interrupted (LI)

Penetration Seal: Metallic pipes insulated with minimum 80 kg/m³ density mineral wool insulation, Local Interrupted (LI), penetrating through a rigid floor construction, fitted at any position within the aperture, sealed with a 15 mm diameter cord of Astro PFP FR Putty Seal on the top face of the floor. Maximum annular space 10 mm (A1) and minimum separation between penetration seals 30 mm (A2).

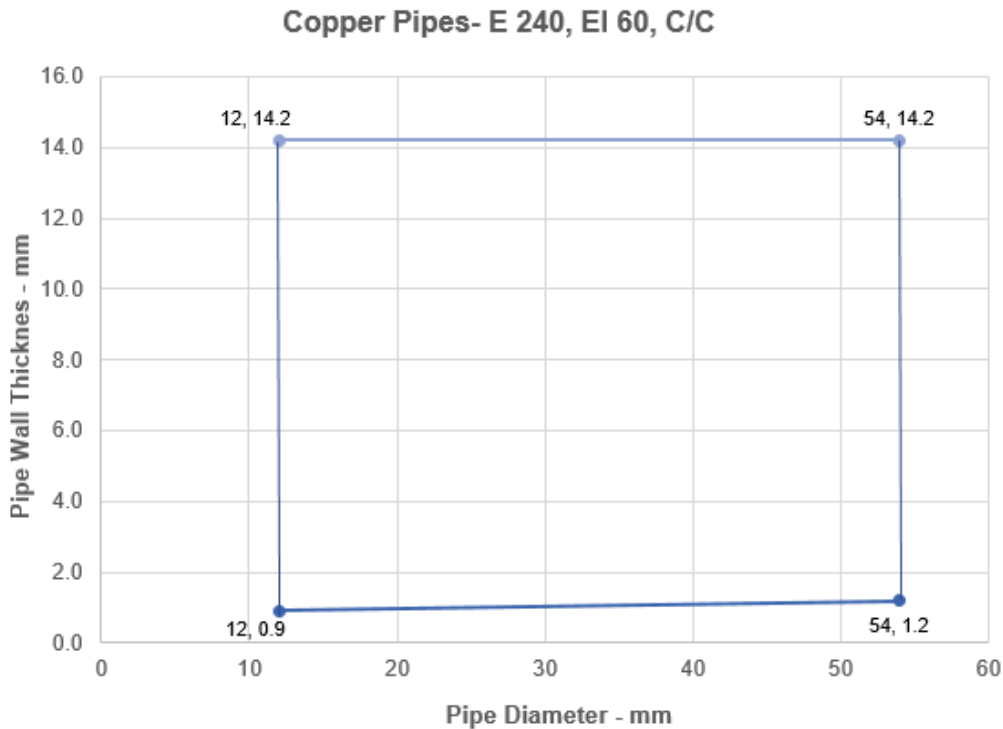
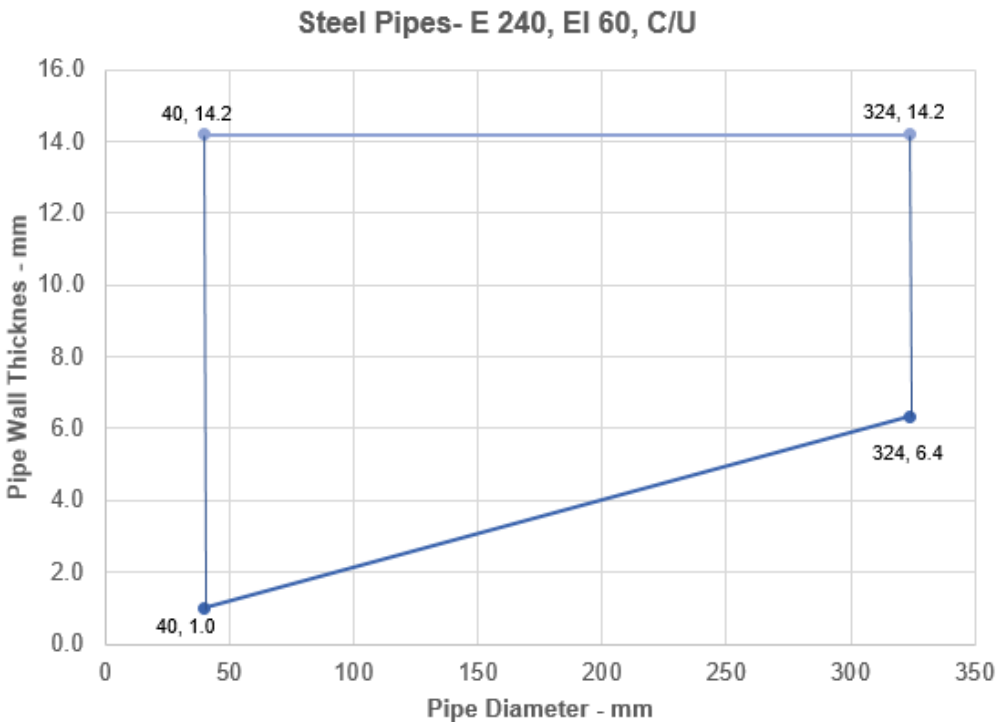
Construction details:



A.3.5.1 Single sided penetration seal with partially insulated metallic pipes

Services	Insulation	Classification
Mild or stainless steel pipe, with minimum 80 kg/m ³ density mineral wool insulation		
Maximum 40 mm diameter*	Minimum 20 mm thick insulation, 500 mm long butted up to each face of the floor	EI 240 C/U
41-324 mm diameter*	Minimum 30 mm thick insulation, 500 mm long butted up to each face of the floor	E 240, EI 60 C/U
Copper or steel pipe with minimum 80 kg/m ³ density mineral wool insulation		
12 mm diameter*	Minimum 20 mm thick insulation, 500 mm long butted up to each face of the floor	EI 240 C/C
13-54 mm diameter*		E 240, EI 60 C/C

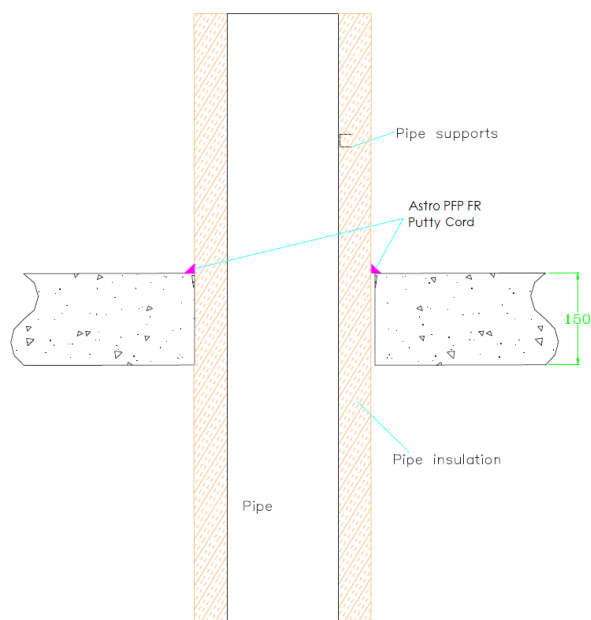
*See below graphs for interpolation pipe sizes



A.3.6 Single sided penetration seal with insulated metallic pipes, Continuous Sustained (CS)

Penetration Seal: Metallic pipes insulated with minimum 80 kg/m³ density mineral wool insulation, Continuous Sustained (CS), penetrating through a rigid floor construction, fitted at any position within the aperture, sealed with a 15mm diameter cord of Astro PFP FR Putty Seal on the top face of the floor. Maximum annular space 10 mm (A1) and minimum separation between penetration seals 30 mm (A2).

Construction details:

**A.3.6.1**

Services	Insulation	Classification
Mild or stainless steel pipe, with minimum 80 kg/m ³ density mineral wool insulation		
Maximum 40 mm diameter/1.0-14.2 mm wall	20 mm thick	EI 240 C/U
Maximum 324 mm diameter*	30-80mm thick	EI 240 C/U
Copper or steel pipe with minimum 80 kg/m ³ density mineral wool insulation		
Maximum 12 mm diameter/0.7-6.0 mm wall	20 mm thick	EI 240 C/C
Maximum 54 mm diameter/1.2-14.2 mm wall,	30-80mm thick	EI 240 C/C

*See below graphs for interpolation pipe sizes

Steel Pipes - EI 240 C/U

